


NFPA Compliant Battery Back-Up Power

UL Certified Public Safety/BDA In-Building Coverage

An integral part of an in-building solution for emergency response radio coverage is the backup power system. NFPA codes relating to the autonomous operation and monitoring of the BDA power is quite stringent. These back up power enclosures were engineered to meet every aspect of NFPA 1221 and provide integrators configuration flexibility and rapid delivery directly to site, batteries included.

Features

- Certified to UL 924 (models with UL suffix)
- NFPA compliant
 - All required monitoring alarms
- Batteries included
 - Choose capacity to match system requirements
- NEMA-4 enclosure
- Prewired with waterproof feed thru's for easy on-site connections:
- Customization to meet local AHJ's requirements



Enclosure A
12, 24, & 48V DC, 18 - 100AH



Specifications

Input: 115/230 VAC (factory wired for 120V AC)

Outputs:

DC: 12, 24 and 48V, with 120, 240 and 480 Watt DC UPS

AC: 110V at 96 watts - see reverse for detailed specifications

Protections: Battery breaker, AC input breaker, NEMA enclosure, liquid tight cord grips

NFPA 1221 Compliant Alarms (Form C, Dry Contact)

- AC fail
- Battery discharged to 30% of capacity
- Charger fail

Batteries Included: maintenance free, valve regulated, sealed lead acid, 18, 55, and 100 AH capacity

Enclosure Size including Mounting Flanges (H x W x D):

A: 30" x 23" x 10.5"


B: 25" x 24" x 24"



Conforms to
UL Standard
924



MEMBER
2018-2019



Enclosure B
48V, 100AH

Enclosure A: NEMA-4, UL listed, welded aluminum with IP 65 battery vent and locking door, 4 each 1/2" knock-outs for cable entry on sides and bottom (16 total), IP-68 cable entries. Red powder coat wall mount.

Enclosure B: NEMA-4, welded aluminum with IP 65 vent, pad lockable door handle, 8 each 1/2" knock-outs for cable entry (4 ea. on bottom left and right), IP-68 cable entries. Red powder coat wall mount.

Model	Output Voltage	DC UPS Power Watts	Batt. A/H Capacity*	System w/ Batt. Wt. (Lbs.)	Shipping Wt. (Lbs.)	Enclosure Size
PE-12V-120W-18AH-UL	12V DC	18	18	49	89	A
PE-12V-120W-55AH-UL	12V DC	55	55	75	115	A
PE-12V-120W-100AH-UL	12V DC	60	100	111	151	A
PE-24V-240W-18AH-UL	24V DC	36	18	63	103	A
PE-24V-240W-55AH-UL	24V DC	110	55	114	154	A
PE-24V-240W-100AH-UL	24V DC	120	100	186	226	A
PE-48V-480W-18AH-UL	48V DC	72	18	90	130	A
PE-48V-480W-55AH-UL	48V DC	200	55	190	230	A
PE-48V-480W-100AH	48V DC	480	100	371	411	B
PE-110V-100W-100AH/24V	110V AC	96	100	191	231	A

*See reverse for battery specifications

UL: Models ETL Listed to UL Standard 924



Powering the Network

072718

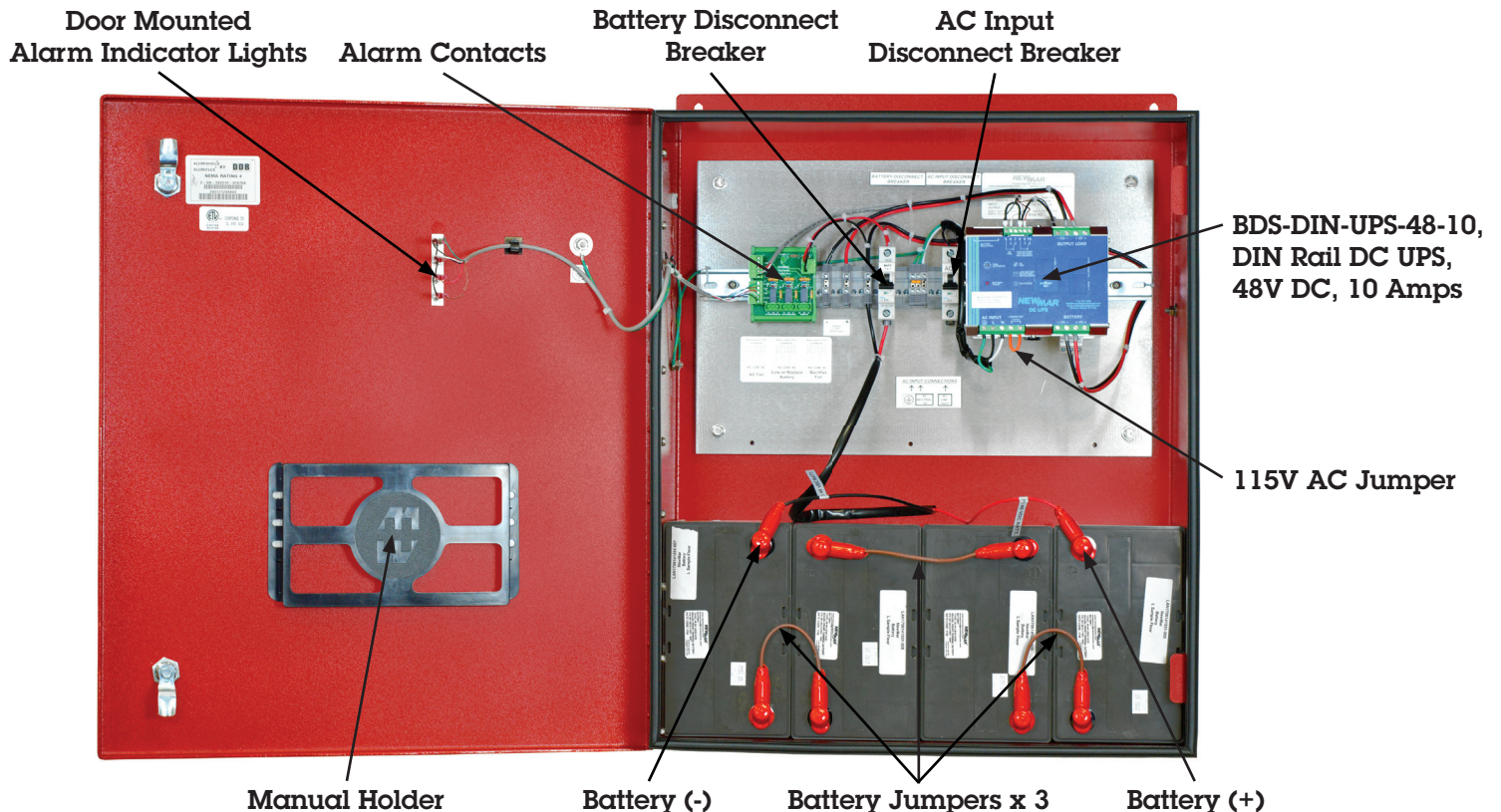
NFPA Compliant Battery Back-Up Power

Battery Specifications

Model	Amp/Hour	Battery	Quantity	Max Continuous Load 12 Hour Rating	Max Continuous Load 24 Hour Rating	Electrolyte Content	
						Pounds	Gallons
12V DC							
PE-12V-120W	18AH-UL*	ES17-12S	1	1.5A/18W	.75A/9W	1.9	0.3
PE-12V-120W	55AH-UL*	XP12-210FR	1	4.6A/55W	2.33A/28W	7.6	0.8
PE-12V-120W	100AH-UL*	PYL12V100FS	1	5A/60W	4.6A/55W	22.8	1.6
24V DC							
PE-24V-240W	18AH-UL*	ES17-12S	2	1.5A/36W	.75A/18W	3.9	0.6
PE-24V-240W	55AH-UL*	XP12-210FR	2	4.6A/110W	2.33A/56W	15.2	1.6
PE-24V-240W	100AH-UL*	PYL12V100FS	2	5A/120W	4.6A/110W	45.7	3.2
48V DC							
PE-48V-480W	18AH-UL*	ES17-12S	4	1.5A/72W	.75A/36W	7.7	1.3
PE-48V-480W	55AH-UL*	XP12-210FR	4	4A/192W	2.33A/112W	30.5	3.2
PE-48V-480W	100AH	PYL12V100FS	4	8.5A/392W	4.6A/221W	91.3	6.3
110V AC							
PE-110V-100W	100AH/24V	PYL12V100FS	4	N/A	96W	91.3	6.3

Based on 100% duty cycle. Back-up time increase if intermittent duty cycle loads applied.
 * Certified to UL 924 Standards

Typical Wiring Diagram



Huntington Beach, CA USA

Powering the Network

www.poweringthenetwork.com ■ 800-854-3906